



M/V A.IDEFIX

BUILT: 2008

CLASS: LRS

FLAG: MALTA



BUILDER: Wadan Yards. Wismar, Germany

VESSEL PARTICULARS

Type of vessel:	GEARED/ CELLULAR/ CONTAINER VESSEL
Length, overall:	182.52 m
Length, between pp:	173.54 m
Breadth, moulded:	25.20 m
Depth Moulded	14.20 m
Draught, design (Td):	9.50 m
Draught, scantling (Ts):	10.00 m
Air Draft:	48.00 m
Deadweight, design (Td):	21,649 mt
Deadweight, scantling (Ts):	23,623 mt
International NT	8,666
International GT	18,263
Cranes:	3 McGregor Wire-luffing cranes S.W.L 45 mt EACH

CONTAINER CAPACITY

Nominal capacity	
On Deck	1,030 TEU (max 7 tiers)
In Holds:	<u>656 TEU (5 tiers)</u>
Total	<u>1686 TEU</u>
Homog. intake @ 14 mt	1,218 TEU
Reefer Plugs on Deck	200
Reefer Plugs in Holds	<u>130</u>
Reefer Plugs Total	<u>330</u>

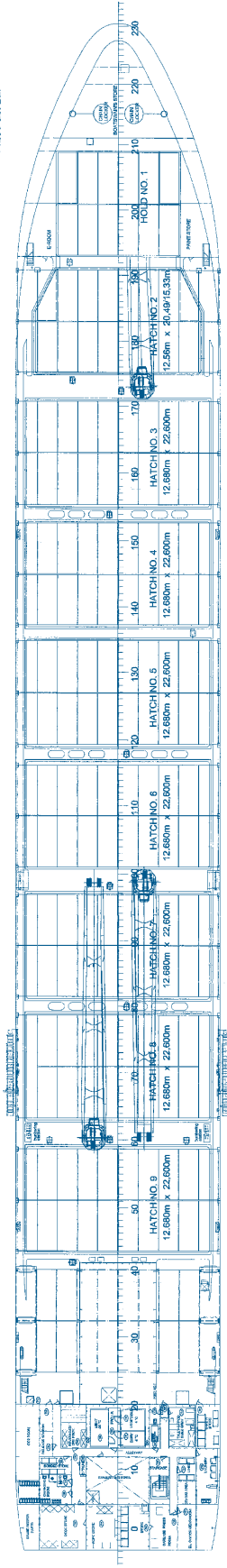
PROPULSION

Main engine:	One (1) Set MAN 7 S60 MC-C Mk8
MCR	16,660 Kw @ 105.0 rpm
NCR	15,020 Kw @ 101.0 rpm
Generators:	YANMAR TWO (2) SETS x 8N21 AL-EV 1.300 Kw EACH ONE (1) SET x 6N21 AL-SV 880 Kw
Emerg. Generator:	ONE (1) SET 176 Kw ALL DETAILS ABOUT

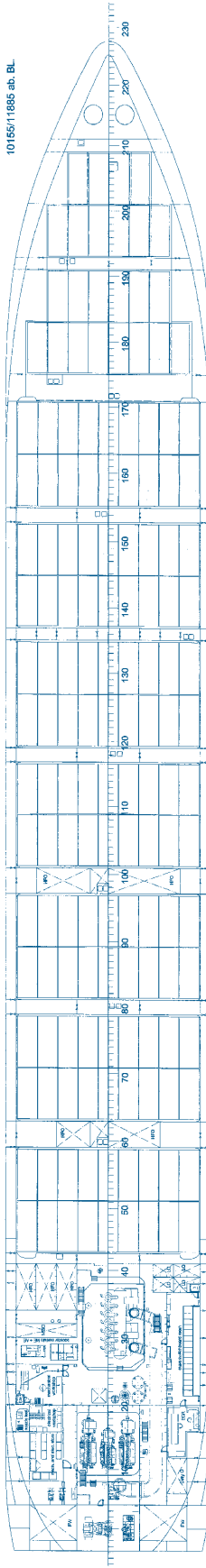
CAPITAL EXECUTIVE

Ship Management Corp.

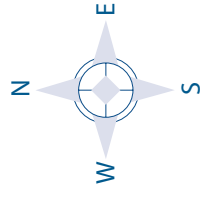
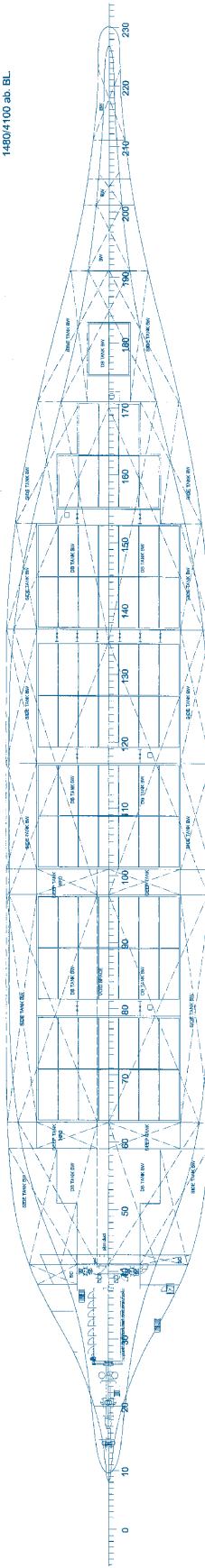
MAIN DECK
14200 ab. BL.



TWEEN DECK
10165/11885 ab. BL.



STOWAGE
14804/100 ab. BL.



M/V A. IDEFIX

CAPITAL-EXECUTIVE SHIP MANAGEMENT CORP.
 3, Iassonos St., Piraeus 185 37, GREECE
 Tel: +30 210 4558600, Fax: +30 210 4558655
 e-mail: info@capital-executive.gr - www.capital-executive.gr